



Easter Devotional Guide

2026





HOW TO USE THIS GUIDE

The POWER Kids Team is excited to collaborate with you and present this Easter Devotional Guide to help you intentionally slow down and focus on the sacrifice and victory of our Savior as a family during this Easter season.

In this packet, you will find Scripture passages, discussion prompts, and questions that we recommend you explore together during a meal or another regular part of your day. Additionally, you'll discover songs, crafts, and activities designed to help you apply the concepts discussed, which we hope you will enjoy doing together.

We pray that you will use this packet to strengthen your family time during this Easter season or to establish a new family rhythm that you can carry on for years to come.

Some content in this guide was sourced from
Lifeway Kids Easter Devotional Guide.



Day 1 - Palm Sunday

Read Matthew 21:1-11, Isaiah 7:14

Discuss

The people had been waiting a long time for God to send the promised Savior. They learned verses like Isaiah 7:14, which said a young woman would have a baby boy named Immanuel. When they heard Jesus talk about God, they realized how special He was. As Jesus rode by, the crowd cheered, "Hosanna!" which means "save now." They shouted, "Blessed is He who comes in the name of the Lord," while waving palm branches and putting their coats on the ground in front of Him. They were excited because they believed Jesus was sent by God to save them.

Ask

What does Jesus' choice to ride a donkey tell us about the kind of King He is? What would you have thought and felt if you saw Jesus riding on a young donkey? Do you think this was the kind of king the people expected God to send?

Pray

Dear God, thank You for sending Jesus to be our Savior. Thank you for the Bible that tells about Jesus' life, and that we can know that He is our Savior. Amen.

EXTENSION ACTIVITY- FAMILY PARADE

First, cut green paper into strips. Then, tape them to a stick or straw to create streamers. Give each family member a streamer (or a small branch). Let the kids lead a fun parade around the house. Everyone can wave their streamers and shout, "Hosanna! Blessed is He who comes in the name of the Lord!"

Day 2 - Cleansing the Temple

Read Mark 11:15-18

Discuss

During Passover, Jesus and His friends went to the temple. They found people selling animals and exchanging money. The temple was noisy and smelly from all the animals. People came to worship God, but it was hard with all the commotion. Lots of visitors came to Jerusalem for Passover to worship and offer sacrifices. Based on what we know of history and tradition at this time, it is widely believed that the local shop owners saw a chance to make money by charging extra for animals and money exchanges. They even insisted people use special temple money. Jesus got very upset because the temple was supposed to be a holy place to worship God, not a market. He called it a "den of robbers" and chased out the sellers, making the temple clean again. This was Jesus' first big act as the Messiah in a public place.

Ask

Why do you think Jesus was angry at the people who were selling things and exchanging money? How can you worship Jesus?

Pray

Dear God, thank You for sending Jesus to help us know how to worship You. Please help us remember to worship You. Amen.

EXTENSION ACTIVITY- MADE TO WORSHIP

Set aside time and space to worship together as a family. Play worship songs your family knows, or the ones provided in the QR codes below. Pray before you start and as you end thanking God for sending Jesus and that He is worthy of our worship.




In Christ Alone



All Hail King Jesus



It is Well with My Soul



Day 3 - Jesus Teaches in the Temple

Read Deuteronomy 6:4-5, Joshua 22:5, Mark 12:28-34

Discuss

Jesus liked to teach at the temple. Sometimes He talked to His twelve friends, other times to the temple leaders, or anyone who wanted to listen. He always talked about how amazing God is and how God wants us to live. When someone asked Jesus about the most important rule, He knew the answer because He knew the Scriptures (see Deut. 6:4-5 and Joshua 22:5). Jesus said we should love God with everything we have: our hearts, feelings, thoughts, and bodies. To remember this, hold up one finger. Everyone in the family should do this. Then say, "Love God." Jesus also said we should love others just like we love ourselves. This is the second most important rule. To remember, hold up one finger for God and two fingers for others. Now, let's say it together: "Love God. Love others." Hold up one finger for God and two fingers for others. Repeat saying this together a few times.

Ask


How can you show love to God? How can you show love to other people around you?

Pray

Dear God, thank You for teaching us how important it is to love You and to live in ways that please You. Help us notice times we can show Your love to others. Amen.

EXTENSION ACTIVITY- MAKE A HEART

Make the shape of a heart with your hands by putting your thumbs together for the bottom of the heart and putting your curled fingers together to form the rest of the heart. Challenge the rest of the family to also make heart shapes with their fingers. Ask what people often think of when they see hearts. (love) Plan to do a kind deed for someone your family knows. Decide who you will help, how you will help them, and what supplies you need. Write it on your calendar while you sit together so you don't forget!



Day 4- A Woman Worships Jesus

Read Matthew 26:6-13

Discuss

What is a recent kind gesture that someone has done for you? How did it make you feel? When someone says or does something nice, it brings us happiness. In today's Bible story, a woman did something for Jesus that was more than just kind; she showed her love by anointing Him!

(Optional Activity) Put a dab of perfume or another nice smell on a cotton ball or tissue and let each family member take a sniff. Ask everyone to share what pleasant scents they enjoy.

In our modern world, pouring perfume on someone's head to show love is unusual. But in biblical times, it was a beautiful way to express love, honor, respect, and worship. Jesus appreciated her act as very special. Back then, perfume was also used when someone passed away. Family members would use it on their loved ones before they were buried. While the woman in today's story might not have known that Jesus would soon die, He understood the importance of her gesture. In a meaningful way, she was preparing Him for what was to come.

Ask

Do you think Jesus cares about poor people? Why? What are some ways people today can show love to God?

Pray

Dear God, please help us honor Jesus in everything we do. Please help us know how to show our love for Jesus today. Thank You that our family can learn about You together. Amen.

EXTENSION ACTIVITY- PLAY A GUESSING GAME

Draw seven blank lines on a sheet of paper. Let kids take turns guessing letters of the alphabet. (Whisper possible guesses to preschoolers.) If the letter a child guesses is in the word perfume, print the letter in the appropriate blank on the paper. If a child guesses the letter e, print it in both needed spaces. Challenge kids to guess the word before all the blanks are filled in. Play again using words from the Bible story, such as head, poor, and Jesus. For older children, use anoint, forever, and worship.



Day 5- Jesus' Last Supper

Read Mark 14:22-24; Luke 22:14-20

Discuss

Every year, God's people remember a special event from long ago. They eat special foods and use unique cups while thinking about the Passover story. This story tells how God's angel passed over the homes in Egypt that were marked with lamb's blood, keeping them safe. That's why it's called "Passover."

Jesus celebrated this meal with His friends, the disciples, and gave it new meaning. He shared bread and called it His body, and shared a cup, calling it His blood. This showed that God was making a new promise: anyone who trusts in Jesus would be part of God's family. Today, Christians who believe in Jesus still have a special meal, often called Communion, to remember what Jesus did for them. When they eat the bread and drink from the cup, they are reminded of Jesus' love and sacrifice.

See Additional Resource page for more information on Communion.

Ask


What might God want people to think about as they watch or take part in the Lord's Supper in their churches and homes? What are other ways we can remember Jesus' sacrifice for us?

Pray

Dear God, help us to remember that Jesus gave a new meaning to the Passover. Please help us to remember that Jesus is the One who saves us from our sins. Amen.

EXTENSION ACTIVITY- MEMORY CHAIN

Cut cardstock strips (1" x 8½") for each child. Give them markers and scissors. Ask kids to share a memory about Jesus, then write or draw it on a strip. Decorate other strips if desired. Tape one strip into a loop; thread another through and tape it to form a chain. Encourage kids to hang their memory chain somewhere visible to remind them of Jesus' love.



Day 6- Jesus is Crucified

Read Matthew 27:27-50; Luke 23:32-46

Discuss

Not long after the Lord's Supper, soldiers arrested Jesus in the garden where He was praying. They took Jesus to the prison where they beat Him, spit on Him, and made Him wear a crown made of huge thorns. The soldiers made Jesus carry a wooden cross to a hill outside the town. Then Jesus was crucified on a cross. As Jesus hung on the cross, many people stood around watching to see Him die. Some of the people were angry at Jesus. They didn't believe Him when He said He was the Savior. Some of the people were confused. They had seen Jesus do many miracles, but they did not know why God did not stop the soldiers from killing Him. Some people who watched were very sad. They loved Jesus but knew He was dying. Others were afraid. They thought soldiers might arrest and kill them, too, since they were friends of Jesus. Then there were those who were glad Jesus was dying—yes, they were glad! They thought Jesus was evil and wanted to get rid of Him! None of the people really understood yet that this was still part of God's big plan, and it was not over yet.

Ask

If you had been near Jesus on the cross, would you have been angry, confused, sad, afraid, or glad? Why? Some people (maybe your family) have crosses as decorations or jewelry. Why do you think people use crosses in these ways?

Pray

Dear God, thank You for having a plan for Jesus to be the Savior. Please help us to remember that Jesus loved us enough to die for each of us. In Jesus' name we pray. Amen

EXTENSION ACTIVITY- CROWN OF THORNS

Twist pipe cleaners (brown or any color) into a circle large enough to wear as a crown. Cut more pipe cleaners into smaller pieces and twist them in various places around the crown as thorns. Place the crown in the middle of your dinner table or somewhere in your home as a visual reminder of Jesus' sacrifice.



Day 7 - Jesus in the Tomb

Read Matthew 27:57-66; Luke 23:50-56

Discuss

After a busy week beginning with Palm Sunday, Saturday was very quiet. In Bible times, Saturday was the Sabbath, a special day for worshipping God, and people weren't supposed to work. Since Joseph had already placed Jesus' body in a tomb, there wasn't much more His family and friends could do. The women watched as Joseph laid Jesus in the tomb, knowing they would need to care for His body properly after the Sabbath. The Bible tells us they prepared spices and perfumes at home but rested on the Sabbath. We don't know much else about that day. Maybe they talked about their sadness and how much they missed Jesus, perhaps crying and praying, feeling confused and asking, "How can we believe He is the Savior?" or "Why did God let this happen?" Even though Jesus had told His followers what would happen, they didn't fully understand God's plan. But God knew exactly what He was doing, and something more wonderful than they imagined was about to happen!

Ask

What would you have been thinking about on the day Jesus was dead in the tomb? How do you feel when you hear how sad Jesus' friends and family were?

Pray

Dear God, thank You that we know the rest of the story, that Jesus is alive! Help us to be comforted and excited by Your plan. And give us opportunities to tell others that Jesus is alive. Thank You, God, that You have a plan so that everyone can know You. In Jesus' name we pray. Amen

EXTENSION ACTIVITY- DRAWING IN THE DARK

Gather paper, a pen, and a blindfold. Blindfold a volunteer and have them draw a sun in one corner of the paper. Remove the blindfold and blindfold another person. Using the first drawing, instruct the second person to add a tree. Repeat this process with different volunteers, adding a house, a dog, a doghouse, and a flower. Show the "finished" picture. Remark that the picture would have been better if the people drawing had known the plan for the picture before starting. In a similar way, the people in today's Bible story would have understood more if they had known God's plan.



Day 8- Jesus is Alive!

Read Matthew 28:1-10; Luke 24:13-49

Discuss

On Sunday morning, some of the women who followed Jesus went to His tomb to put sweet-smelling spices on His body. When the women arrived, they discovered that the stone had been moved from the opening of the tomb. Instead of finding Jesus' body in the tomb, they found angels! The angels said, "Do not be afraid, for I know that you are looking for Jesus who was crucified. He is not here; he has risen, just as he said. Come and see the place where he lay." (Matt 28:6) The women were so excited and hurried to tell the disciples. Later in the day, two disciples walked along the road, talking about Jesus. Suddenly, another man appeared. At first, they didn't know who this man was because "they were kept from recognizing Him" (Luke 24:16), but when Jesus began to eat with them, He opened their eyes and they suddenly realized it was Jesus! His body wasn't missing or hidden. He was alive! When these two disciples went to tell the others what had happened along the road, Jesus appeared again and showed Himself to His disciples, proving that He was no longer dead but fully alive just as He had promised. All His disciples worshiped Him.

Ask

How could Jesus come back from being dead? What does Jesus' resurrection mean for us and our salvation today?

Pray

Dear God, thank You that Jesus is alive! Thank You for the true Easter story that helps us know for sure that Jesus is the One who saves us from our sins. Please help us to tell others this true story. Amen.

EXTENSION ACTIVITY- HIDE AND SEEK

Print the name Jesus on a sheet of paper. Secretly hide the paper in an unexpected place in the room. Use a small piece of paper if you have older kids. Tell your family that a paper with the name Jesus on it is hidden in the room. Challenge them to hunt until they find the paper.

Once the paper is found, remind your family that when the people hunted for Jesus, they only found where He had been, but when Jesus was ready, He found people. Point out that Jesus comes to people in a special way when they are ready to trust Him as their Savior.



ADDITIONAL RESOURCES

Resurrection Rolls

A tasty and fun way to explain the truth of Jesus' resurrection to all ages.

Ingredients

- 1 package refrigerated crescent dough
- 1 bag of large marshmallows
- ½ cup of butter melted
- ½ cup of white sugar
- 1 Tablespoon cinnamon

Instructions

- Preheat oven to 350 degrees F.
- Grease a muffin tin pan and set aside.
- Melt butter in a small bowl.
- Mix together the cinnamon and sugar in a separate small bowl.
- Unroll the crescent dough and separate into the triangles (along the dough perforations). **Explain that the dough represents the tomb that they put Jesus into after his crucifixion.**
- Next, hold up a white marshmallow and **explain that it represents Jesus.** Roll the marshmallow in butter and then in the cinnamon and sugar mixture. **Explain that it represents the oils and spices that was rubbed on Jesus after his death before they placed him in the tomb.**
- Place the marshmallow onto a dough triangle near the larger end. Wrap each side of the dough up and over the marshmallow and **explain that they wrapped Jesus in cloth as you are wrapping the dough around the marshmallow.** Roll the dough in your hands until all of the marshmallow is covered and sealed.
- Dip the rolled dough in butter and then dip in the cinnamon/sugar mixture and place in the greased muffin tin.
- Repeat until all of the dough has been used.
- Bake for 15 minutes.
- Allow to cool then cut the "tomb" (rolls) down the middle. **Before cutting, ask if the kids remember what happened on the third day (or why we celebrate Easter). Remind them that when they went to the tomb where Jesus was buried, the tomb was empty because Jesus rose. Cut through the roll and show the kids how the "tomb" is now empty.**

Note:

-You may want to place the muffin tin on a cookie sheet before baking in case there is any spillover.

ADDITIONAL RESOURCES



Family
Communion
Guide

If you or your kids have questions about what Communion is all about as you read the Day 5 devotional, you can follow this QR code to our Family Communion Guide for a deeper dive into what Communion is all about and how we partake in it as followers of Jesus.



You can continue the conversation of the Last Supper with your family by having a special Easter dinner sometime during the week leading up to Easter that is similar to what they may have had at the Last Supper with your own family. Scan the QR code for a guide and on how you could explore this with your family!

Resurrection Eggs are a creative and educational tool often used to teach children about the Easter story and the resurrection of Jesus Christ. Typically, a set of resurrection eggs consists of a dozen plastic eggs, each containing a small symbol or object related to the events of Holy Week. These might include items like a small cross, a nail, or a piece of linen cloth, each representing different parts of the biblical narrative, from Jesus' entry into Jerusalem to His resurrection. By opening the eggs in sequence, children can learn about the significance of Easter in an engaging and tangible way.



Resurrection
Eggs DIY



Resurrection
Eggs -an option
to purchase



Thank you!

We pray this Easter Devotional Guide has been helpful to your family and we encourage you to continue reading God's Word together as a family throughout this year.

-The POWER Kids Staff

Good Friday Service Times

Friday 4/3 12:00, 5:00 and 6:45PM

Childcare available for ages 5 and under for 5:00 and 6:45PM.

No childcare for the 12:00 service.

Easter Service Times

Saturday 4/4 3:00, 4:45, 6:30PM

Sunday 4/5 7:00, 8:30, 10:15AM and 12:00PM

Kids programming available for all services except 7:00 on Sunday 4/5.

Weekend Service Times

Saturdays 4:15 and 6:15PM

Sundays 9:15 and 11:15AM

Kids programming available for all weekend service times.

medinaeast.gracechurches.org